

# Extending Infrastructure Durability with Ultra-Weatherable FEVE Technology

---

**Webinar for  
Roads & Bridges Magazine**

Share on social media using:  
**#LumiflonUSA**



## Summary of Webinar

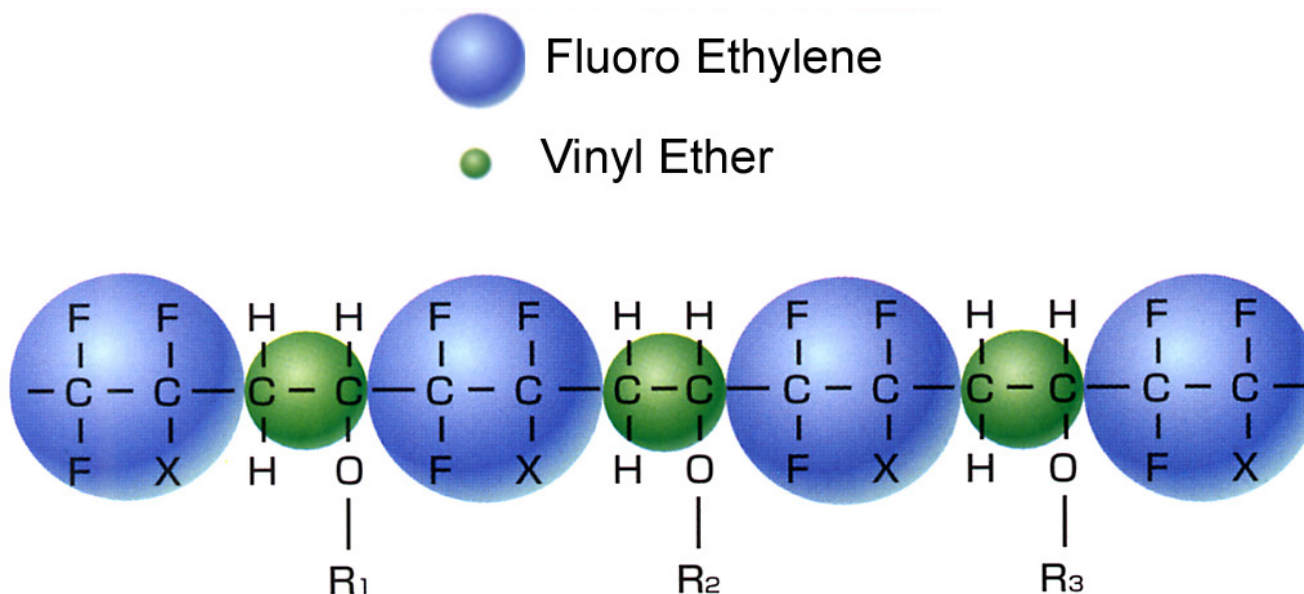
- Explanation of FEVE technology
- Discussion of markets for FEVE technology
- Presentation of performance in exposure testing
- Life cycle cost advantages
- Examples of applied FEVE coatings



## What is an FEVE Fluoropolymer?

1. A hybrid fluoropolymer resin with the ability to be used in standard coatings formulations like any other conventional coating resin
2. A high-performance resin that can withstand severe ultraviolet light exposure 2-3 times longer than conventional coatings resins

## Fluoroethylene Vinyl Ether (FEVE) Resins



**FLUORINATED SEGMENTS:** Weatherability • Chemical • Resistance

**VINYL ETHER SEGMENTS:** Gloss • Solubility • Crosslinking

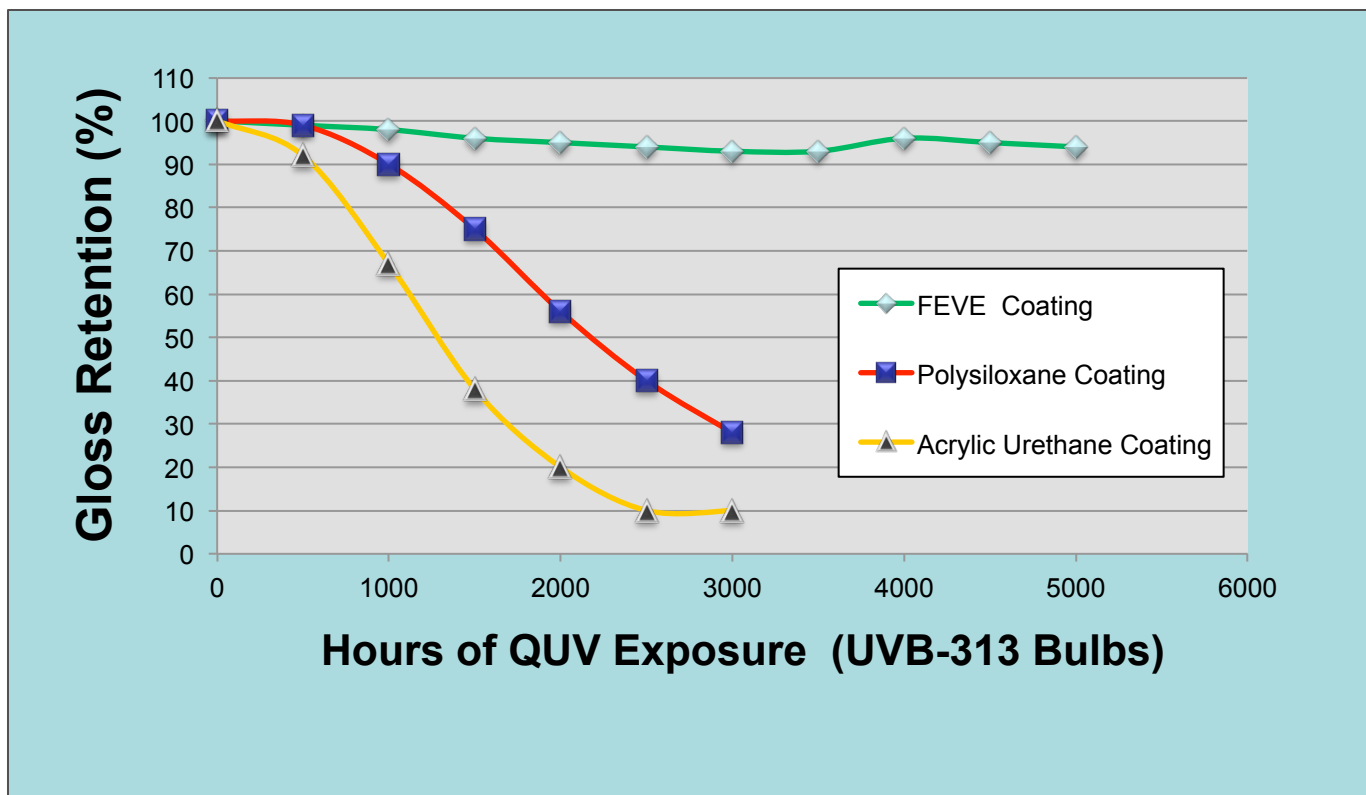
## Advantages of FEVE Fluoropolymer Resins

- **Ambient Cure**
  - Field application
- **OH Functional**
  - Crosslinkable with isocyanates
- **Solvent Soluble**
  - Conventional application techniques (airless spray)
  - Wide range of gloss (90@60°)
- **Fluoropolymer Segments**
  - UV Resistance
  - Corrosion resistance

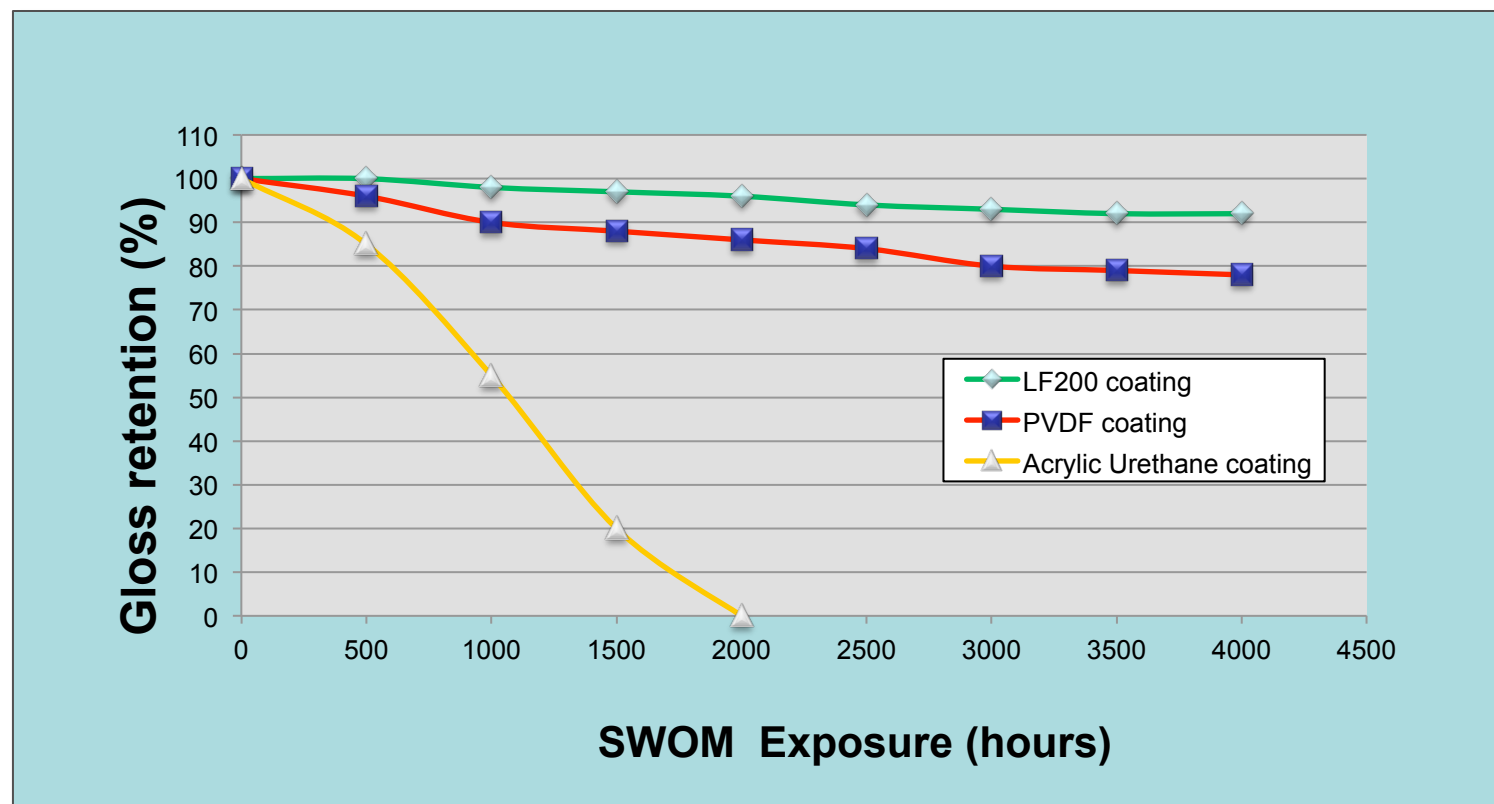
## **Markets for FEVE Resin-Containing Coatings**

1. Architectural coatings for commercial buildings
2. Industrial maintenance coatings for water towers, bridges, assorted metal and concrete structures
3. Aerospace coatings
4. Applications in marine environments

## QUV Weatherometer Exposure Testing

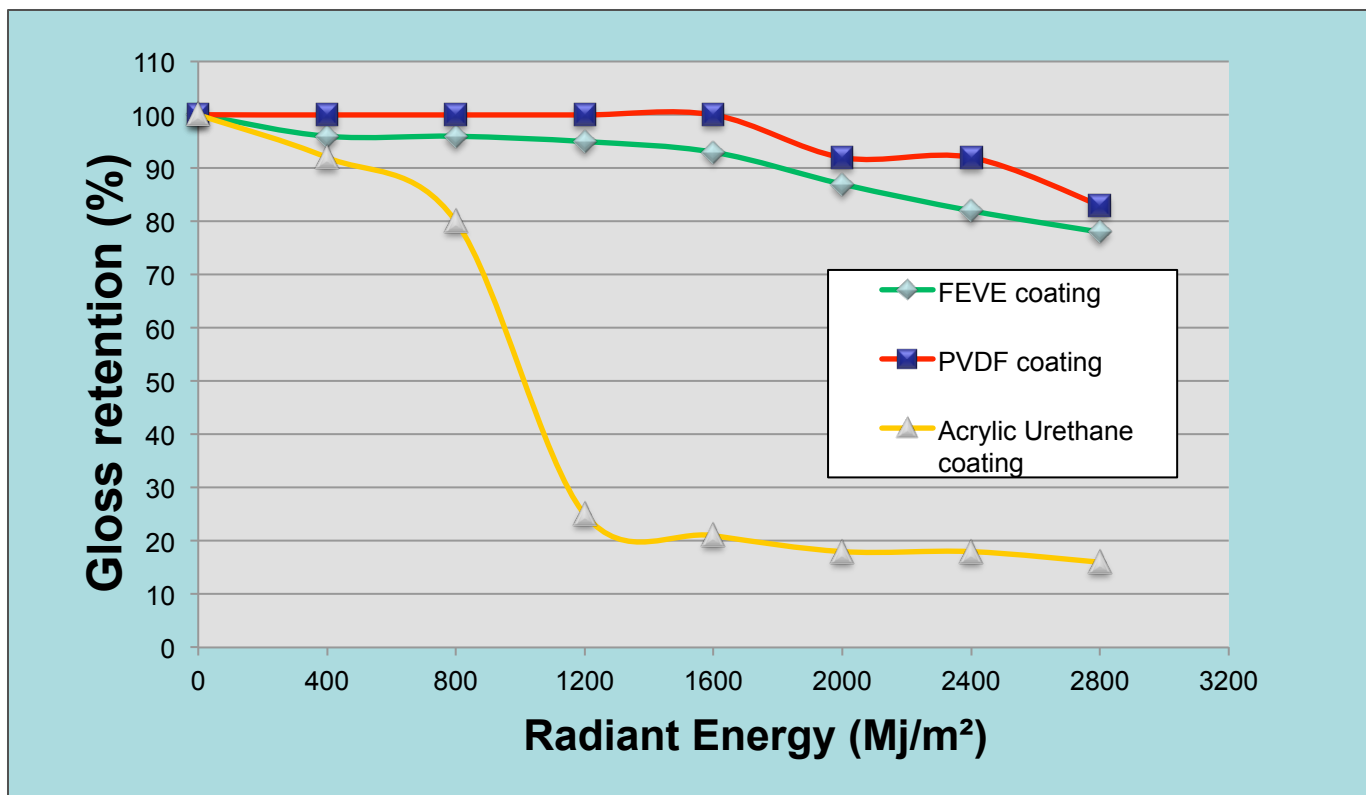


## Sunshine Weatherometer Exposure Testing (Carbon Arc)

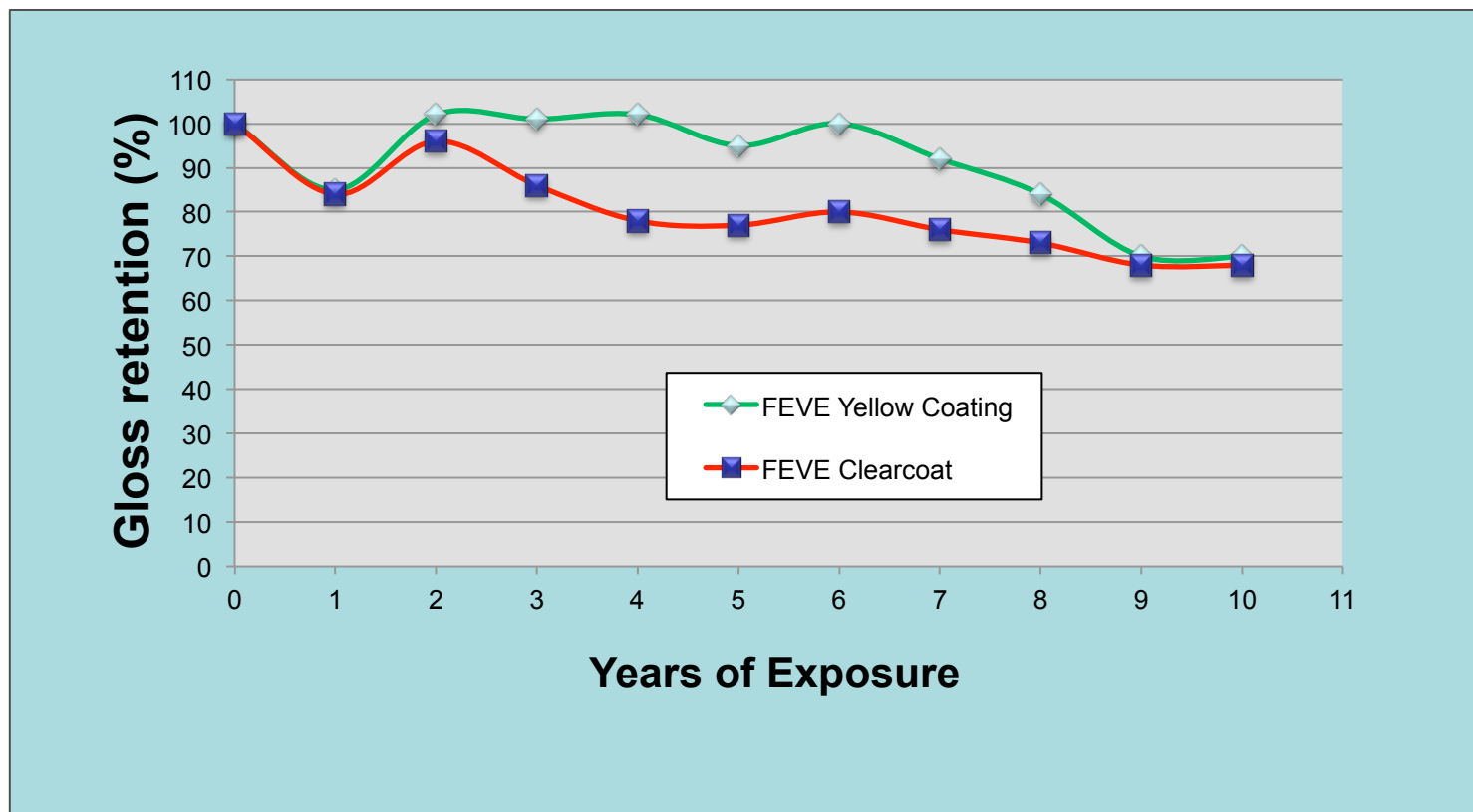




## EMMAQUA Testing (Outside Test Fence in Arizona)



## South Florida Test Fence Exposure



## Corrosion Resistance Test of FEVE Coatings

- **Location:** Suruga Bay Marine Test Station (offshore)
- **Length of Test:** 16 years
- **Coatings Systems on Test:**
  - Zinc-rich primer, epoxy midcoat, acrylic urethane topcoat
  - Zinc-rich primer, epoxy midcoat, fluorourethane topcoat
- **Thickness of Coating:**
  - Primer: 3 mils
  - Midcoat: 6 mils
  - Topcoat: 1 mil (25 microns)

## Measurement of Total Erosion of the Topcoat

	<i>ACRYLIC URETHANE TOPCOAT</i>	<i>FLUOROURETHANE TOPCOAT</i>
INITIAL MEASUREMENT (microns)	25	25
FINAL MEASUREMENT (microns)	0 (after 13 years)	21

## Life Cycle Cost Advantages - Part I

- **Initial Cost of FEVE-based Topcoat:**
  - 5% to 10% higher than standard polyurethane topcoat
- **FEVE-Based Topcoat Life Expectation:** 30 to 60 years
- **Expected Repaints of Std. Polyurethane Topcoat (30 to 60 years):**
  - 2 to 3 (based on topcoat erosion data from offshore test)
- **Additional Costs of Repaints:**
  - Facility downtime
  - Lodging of paint crew on offshore platform

Breakdown of Total Cost of Recoating a Bridge*		
	3 Coat Epoxy, 2 Coat Polyurethane System	3 Coat Epoxy, 2 Coat FEVE Urethane System
<b>Staging Costs</b>	\$38.96 / m <sup>2</sup>	\$38.96 / m <sup>2</sup>
<b>Surface Preparation</b>	\$8.44 / m <sup>2</sup>	\$8.44 / m <sup>2</sup>
<b>Labor Cost For Paint Application</b>	\$26.22 / m <sup>2</sup>	\$26.22 / m <sup>2</sup>
<b>Total Cost of Coatings</b>	\$12.03 / m <sup>2</sup>	\$15.96 / m <sup>2</sup>
<b>Total Repainting Cost</b>	\$85.65 / m <sup>2</sup>	\$89.87 / m <sup>2</sup>

\* "Prices of Construction Materials and Wages" October 2006 (Published in Japan)

Estimation of Total Applied Cost Per Year (Coating System)			
Coating System	Total Repainting Cost	Estimated Life of Coating System	Total Applied Cost per year of Service
Polyurethane Topcoat System	\$85.65	18	\$4.76
FEVE Urethane Topcoat System	\$89.87	30	\$3.00
FEVE Urethane Topcoat System	\$89.87	60	\$1.50
FEVE Urethane Topcoat System	\$94.21 (estimated)	30	\$3.14
FEVE Urethane Topcoat System	\$94.21 (estimated)	60	\$1.57

## Life Cycle Cost Advantages - Part II

- **Initial Cost of FEVE-Modified Topcoat:**
  - Depends on the level of modification. Will be 2% to 5% higher than standard polyurethane topcoat.
- **FEVE-Modified Topcoat Life Expectation:**
  - Will depend on the level of modification. Coatings can be fine tuned to last as long as necessary to meet both short-term objectives (cost constraints) and long-term objectives (elimination of one recoat with an improved aesthetic appearance).



## Projects

### Project Update: Tokiwa Bridge

- **Original coating scheme:**
  - 1 coat of lead-based primer
  - 2 coats of chlorinated rubber
- **Repainted with fluorourethane in 1986:**
  - Surface prepared to SSPC SP2/SP3
  - 2 coats of epoxy primer
  - 2 coats of fluorourethane



## Projects

### Project Update: Tokiwa Bridge



**October 1988**



**April 1993**



**April 2007**

Initial Gloss	Final Gloss	Gloss Retention	Color Change
75	69	91%	$\Delta E=3.5$

## Projects

**Project:** Shelby Street Bridge, Nashville TN

- **Coated in 2004**
- **3 coat system on steel:**
  - Zinc-rich primer
  - Epoxy midcoat
  - Fluorourethane topcoat



## Projects

**Project:** Gateway Bridge, Nashville TN

- Coated in 2004
- Red support girder coated with FEVE-containing coating



## Projects

**Project:** Akashi-Kaikyo Ohashi  
Road & Train Bridge

- Coated in 1997
- Constructed as 100-year bridge
- Expectation is one recoat only



## Projects

### **Project Update: Katsushika Harp Bridge**

- **Construction completed in 1986 (shop coating began in 1982)**
- **3 coat system**
- **Concrete bridge piers**
  - Elastic primer
  - 2 fluorourethane topcoats
- **Steel encasement for earthquakes in 2007**





**New Steel Encasement:  
Coated 2007**



**Original Concrete Foot:  
Coated 1987**

## Conclusion

For 32 years, FEVE resins have been included in exterior coatings for multiple end uses. Their excellent weatherability and corrosion resistance make them attractive for inclusion in topcoats for steel and concrete surfaces.



# Acknowledgements

Takasi Takayanagi  
Sho Masuda  
Isao Kimura  
Takuma



Extending Infrastructure Durability with FEVE Technology

## For more information

[www.agcchem.com](http://www.agcchem.com)

800-424-7833

Twitter @AGCChem\_Amer